



NDB WEALTH MONEY PLUS FUND

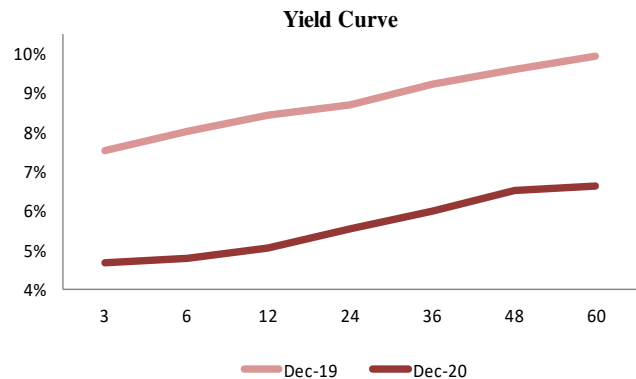
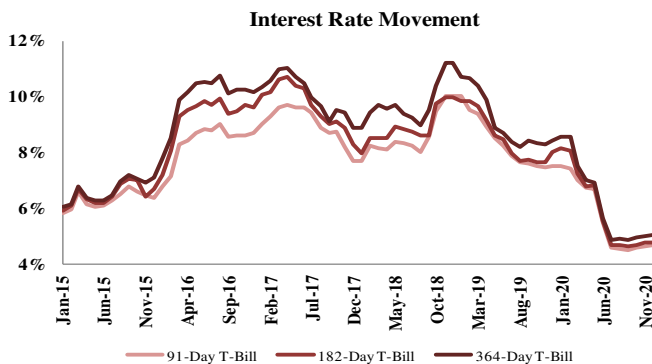
ANNUAL REPORT

FINANCIAL STATEMENTS
31ST DECEMBER 2020

Fund Review 2020 - NDB Wealth Money Plus Fund

The Central Bank of Sri Lanka (CBSL) resorted to swift policy action to revive the economy hampered by the Covid-19 pandemic through frequent policy rate cuts during the year. Accordingly, the Standing Lending Facility Rate (SLF) and the Standing Deposit Facility Rate (SDF) were slashed by 250 basis points each to 5.50% and 4.50% respectively and the Statutory Reserve Ratio (SRR) by 300 basis points to 2.00%. In this backdrop, interest rates nose-dived across the yield curve with the benchmark 364-day Treasury bill rate falling to 5.03% as at year end, from 8.45% at the beginning of the year (Source: Central Bank of Sri Lanka).

Falling interest rates, deteriorating investor sentiment and flight to safety, drove foreign investors out of rupee denominated government securities, with net foreign selling amounting to LKR 97.8 bn in 2020, reducing the foreign holding in treasury securities to an all time low of LKR 6.8 bn by the end of the year (Source: Central Bank of Sri Lanka).



Source: Central Bank of Sri Lanka

Credit to the private sector which turned negative during the period of lockdown, showed signs of recovery from August on the back of conducive monetary policy. On the fiscal front, consumer taxes remained broadly unchanged to stimulate growth amid low economic activity. However, budget 2021 remains ambitious, expecting investment driven growth to bridge the revenue gap in the face of Covid-19 and external debt challenges. Meanwhile Fitch Ratings downgraded Sri Lanka's sovereign rating to CCC from B- along with S&P and Moody's rating agencies on the back of the country's challenging external-debt repayment position and deteriorating fiscal balances.

During the year under review the NDB Wealth Money Plus Fund yielded the following returns commensurate with the risk parameters and the objective of the Fund:

	NDB Wealth Money Plus Fund	*Average Weighted Deposit Rate (AWDR) *12-month avg.
Performance - 2020	9.46% (after fees)	7.10%

*Source: Central Bank of Sri Lanka

We expect interest rates to remain low during the first half of 2021 due to the loose monetary policy stance observed by the Central Bank, continued restrictions on imports and low levels of credit growth. However, given widening budget deficits, the large debt servicing burden and an anticipated recovery in private sector credit rate pressures may build towards the second half of the year.

NDB WEALTH MONEY PLUS FUND

FINANCIAL STATEMENTS

31 DECEMBER 2020



W.R.RODRIGO & CO.,
chartered accountants

W.R. Rodrigo & Co., Chartered Accountants,
No. 38/22, Rukmani Devi Mawatha,
Negombo, Sri Lanka.

T : +94 31 2 233446 / +94 31 2 231967
M : +94 7 777 10 715
F : +94 31 2 238522
E : rajitha.rodrido@wrrodrigo.com
W : www.wrrodrigo.com

**INDEPENDENT AUDITOR'S REPORT
TO THE UNITHOLDERS OF NDB WEALTH MONEY PLUS FUND**

Report on the Audit of the Financial Statements

Opinion

We have audited the financial statements of NDB Wealth Money Plus Fund ("The Fund"), which comprise the statement of financial position as at 31 December 2020, and the income statement, statement of changes in unitholders and statement of cash flows for the year then ended, and notes to the financial statements, including a summary of significant accounting policies the other explanatory notes.

In our opinion, the accompanying financial statements give a true and fair view of the financial position of the Fund as at 31 December 2020 and of its financial performance and its cash flows for the year then ended in accordance with Sri Lanka Accounting Standards.

Basis for Opinion

We conducted our audit in accordance with Sri Lanka Auditing Standards (SLAuSs). Our responsibilities under those standards are further described in the Auditor's responsibilities for the audit of the financial statements section of our report. We are independent of the Fund in accordance with the ethical requirements of Code of Ethics issued by CA Sri Lanka (Code of Ethics) that are relevant to our audit of the financial statements, and we have fulfilled our other ethical responsibilities in accordance with the Code of Ethics. We believe that the audit evidence we have obtained is sufficient and appropriate to provide a basis for our opinion.

Other Information

The fund management company is responsible for the other information. The other information generally comprises the information included in the fund manager's report but does not include the financial statements and our auditor's report thereon.

Our opinion on the financial statements does not cover the other information and we do not express any form of assurance conclusion thereon.

In connection with our audit of the financial statements, our responsibility is to read the other information and, in doing so, consider whether the other information is materially inconsistent with the financial statements or our knowledge obtained in the audit, or otherwise appears to be materially misstated. If, based on work we have performed, we conclude that there is a materially misstatements of this other information, we Are required to report that fact. We have nothing to report in this regard.

Responsibilities of Management and Those Charged with Governance for the Financial Statements

The fund management company and trustee are responsible for the preparation of financial statements that give a true and fair view in accordance with Sri Lanka Accounting Standards, and for such internal control as management determines is necessary to enable the preparation of financial statements that are free from material misstatement, whether due to fraud or error.

In preparing the financial statements, management is responsible for assessing the Fund's ability to continue as a going concern, disclosing, as applicable, matters related to going concern and using the going concern basis of accounting unless management either intends to liquidate the Fund or to cease operations, or has no realistic alternative but to do so.

The fund management company is responsible for overseeing the Fund's financial reporting process.

Auditor's Responsibilities for the Audit of the Financial Statements

Our objectives are to obtain reasonable assurance about whether the financial statements as a whole are free from material misstatement, whether due to fraud or error, and to issue an auditor's report that includes our opinion. Reasonable assurance is a high level of assurance, but is not a guarantee that an audit conducted in accordance with SLAuSs will always detect a material misstatement when it exists. Misstatements can arise from fraud or error and are considered material if, individually or in the aggregate, they could reasonably be expected to influence the economic decisions of users taken on the basis of these financial statements.

As part of an audit in accordance with SLAuSs, we exercise professional judgment and maintain professional skepticism throughout the audit. We also:

Identify and assess the risks of material misstatement of the financial statements, whether due to fraud or error, design and perform audit procedures responsive to those risks, and obtain audit evidence that is sufficient and appropriate to provide a basis for our opinion. The risk of not detecting a material misstatement resulting from fraud is higher than for one resulting from error, as fraud may involve collusion, forgery, intentional omissions, misrepresentations, or the override of internal control.

Obtain an understanding of internal control relevant to the audit in order to design audit procedures that are appropriate in the circumstances, but not for the purpose of expressing an opinion on the effectiveness of the Fund's internal control.

Evaluate the appropriateness of accounting policies used and the reasonableness of accounting estimates and related disclosures made by management.

Conclude on the appropriateness of management's use of the going concern basis of accounting and, based on the audit evidence obtained, whether a material uncertainty exists related to events or conditions that may cast significant doubt on the Fund's ability to continue as a going concern. If we conclude that a material uncertainty exists, we are required to draw attention in our auditor's report to the related disclosures in the financial statements or, if such disclosures are inadequate, to modify our opinion. Our conclusions are based on the audit evidence obtained up to the date of our auditor's report. However, future events or conditions may cause the Fund to cease to continue as a going concern.

Evaluate the overall presentation, structure and content of the financial statements, including the disclosures, and whether the financial statements represent the underlying transactions and events in a manner that achieves fair presentation.

We communicate with fund management company regarding, among other matters, the planned scope and timing of the audit and significant audit findings, including any significant deficiencies in internal control that we identify during our audit.

Report on Other Legal and Regulatory Requirements

As required by Rule 27(3) of the Unit Trust Code of September 2011 issued by the Securities and Exchange Commission of Sri Lanka under the Act no. 36 of 1987 as Amended by Act no. 26 of 1991, Act no. 18 of 2003 and Act No. 47 of 2009 and the trust deed.



**W. R. Rodrigo & Co.,
Chartered Accountants**

10 March 2021
Colombo



NDB WEALTH MONEY PLUS FUND

STATEMENT OF FINANCIAL POSITION

As at 31 December 2020


	Note	2020 Rs.	2019 Rs.
Assets			
Cash and Bank Balances	6	11,931,050	292,260
Other Receivables		2,046,771	5,164,301
Financial Assets Measured at Amortised Cost	7	80,026,305,925	33,498,684,312
Total Assets		80,040,283,746	33,504,140,873
Liabilities			
Accrued Expenses	9	55,792,536	22,635,265
Total Liabilities		55,792,536	22,635,265
Net Assets Attributable to Unitholders		79,984,491,211	33,481,505,608
Unitholder's Funds			
Unit Capital		34,107,942,219	15,628,676,563
Retained Earnings		45,876,548,992	17,852,829,045
Net Assets Attributable to Unitholders	10	79,984,491,211	33,481,505,608

These financial statements are in compliance with the requirements of the Securities and Exchange Commission Act No. 47 of 2009

The fund management company and the trustee are responsible for the preparation and presentation of these financial statements in accordance with the Sri Lanka Accounting standards.



 Director
 NDB Wealth Management Ltd
 Fund Management Company



 Director
 NDB Wealth Management Ltd
 Fund Management Company



 Hatton National Bank PLC, Head Office
 Trustee

Figures in brackets indicate deductions.

The accounting policies and notes from pages 7 to 19 form an integral part of these financial statements.

10 March, 2021
 Colombo



NDB WEALTH MONEY PLUS FUND

STATEMENT OF PROFIT OR LOSS AND OTHER COMPREHENSIVE INCOME

For the Year Ended 31 December 2020

	Note	2020 Rs.	2019 Rs.
Investment Income			
Interest Income	3	5,047,243,650	2,752,477,583
Total Investment Income		<u>5,047,243,650</u>	<u>2,752,477,583</u>
Expenses	4	(424,100,537)	(185,516,765)
Profit After Deductions and Before Tax		<u>4,623,143,113</u>	<u>2,566,960,818</u>
Income Tax Expense	5	-	9,277,245
Profit for the year		<u>4,623,143,113</u>	<u>2,576,238,063</u>
Other Comprehensive Income		-	-
Total Comprehensive Income		<u>4,623,143,113</u>	<u>2,576,238,063</u>
Increase in Net Assets Attributable to Unitholders		<u>4,623,143,113</u>	<u>2,576,238,063</u>

Figures in brackets indicate deductions.

The accounting policies and notes from pages 7 to 19 form an integral part of these financial statements.



NDB WEALTH MONEY PLUS FUND

STATEMENT OF CHANGES IN UNITHOLDERS' FUND

For the Year Ended 31 December 2020

	Unit Capital	Retained Earnings	Total
	Rs.	Rs.	Rs.
Balance as at 1 January 2019	7,978,080,439	7,309,124,217	15,287,204,655
Net increase or decrease due to creation and redemption of units	7,650,596,124	7,967,466,765	15,618,062,888
Increase in net assets attributable to unitholders	-	2,576,238,063	2,576,238,063
Other comprehensive income	-	-	-
Total comprehensive income		2,576,238,063	2,576,238,063
Balance as at 31 December 2019	15,628,676,563	17,852,829,045	33,481,505,608
Net increase or decrease due to creation and redemption of units	18,479,265,656	23,400,576,834	41,879,842,490
Increase in net assets attributable to unitholders	-	4,623,143,113	4,623,143,113
Other comprehensive income	-	-	-
Total comprehensive income	34,107,942,219	45,876,548,992	79,984,491,211
Balance as at 31 December 2020	34,107,942,219	45,876,548,992	79,984,491,211

Figures in brackets indicate deductions.

The accounting policies and notes from pages 7 to 19 form an integral part of these financial statements.



NDB WEALTH MONEY PLUS FUND

STATEMENT OF CASH FLOWS

For the Year Ended 31 December 2020

	Note	2020 Rs.	2019 Rs.
Cash Flows from Operating Activities			
Interest Received		4,095,269,566	1,479,246,375
Net Investment in Financial Assets		(38,784,988,220)	(17,579,027,276)
Operating Expenses Paid		(390,943,266)	(173,212,948)
Net Cash generated from/(used in) Operating Activities		<u>(35,080,661,920)</u>	<u>(16,272,993,849)</u>
Cash flows from financing activities			
Proceeds from issue of units		139,977,340,517	59,237,952,460
Payments on redemption of units		(98,097,498,028)	(43,619,889,571)
Net Cash generated from / (used in) Financing Activities		<u>41,879,842,489</u>	<u>15,618,062,888</u>
Net increase/ (decrease) in cash and cash equivalents		6,799,180,569	(654,930,961)
Cash & cash equivalents at the beginning of the year		780,013,781	1,434,944,742
Cash & cash equivalents at the end of the year		<u>7,579,194,350</u>	<u>780,013,781</u>
Cash and Cash Equivalents at the End of the Year Comprises of:			
Cash at Bank	6.1	11,931,050	292,260
Money Market Savings Accounts		2,042,882,314	779,721,522
Repurchase Agreements		5,524,380,986	-
		<u>7,579,194,350</u>	<u>780,013,781</u>

Figures in brackets indicate deductions.

The accounting policies and notes from pages 7 to 19 form an integral part of these financial statements.



NDB WEALTH MONEY PLUS FUND

NOTES TO THE FINANCIAL STATEMENTS

Year Ended 31 December 2020

1. CORPORATE INFORMATION

1.1. Domicile and Legal Form

NDB Wealth Money Plus Fund ("the fund") is an open ended unit trust fund licensed by the Securities and Exchange Commission of Sri Lanka and established under a trust deed signed on 31 May 2012. The fund which invests mainly in government securities and money market securities is domiciled in Sri Lanka.

The fund is managed by NDB Wealth Management Limited while Hatton National Bank PLC acts as the trustee of the fund. The registered office of the fund manager is located at No. 40, Nawam Mawatha, Colombo 02, Sri Lanka and its principal place of business is located at Level G, NDB Capital Building, No.135, Bauddhaloka Mawatha, Colombo 04, Sri Lanka.

The trustee's principal office is located at Level 15, HNB Towers, Colombo 10, Sri Lanka.

1.2. Date of Authorization for Issue

The financial statement of the fund for the year ended 31 December 2020 were authorized for issue by the fund management company and the trustee on 10 March 2021.



NDB WEALTH MONEY PLUS FUND

NOTES TO THE FINANCIAL STATEMENTS

Year Ended 31 December 2020

2. PREPARATION OF FINANCIAL STATEMENTS

2.1. Basis of Preparation

The financial statements are prepared and presented in accordance with and comply with the relevant Sri Lanka Accounting Standards issued by the Institute of Chartered Accountants of Sri Lanka. The statement of financial position is presented on a liquidity basis. The financial statements have been prepared on the historical cost basis, except as noted in the following accounting policies. Historical cost is generally the fair value of the consideration given in exchange of assets. The financial statements are presented in Sri Lankan rupees (LKR).

2.2. Statement of Compliance

The financial statements which comprise the statement of financial position as at 31 December 2020, statement of profit or loss and other comprehensive income, statement of changes in unitholders' funds and statement of cash flows for the year then ended, and a summary of significant accounting policies and other explanatory information have been prepared and presented in accordance with Sri Lanka Accounting Standards.

2.3. Significant Accounting Judgments, Estimates and Assumptions

The preparation of financial statements in conformity with Sri Lanka Financial Reporting Standards (SLFRSs) requires management to make judgments, estimates and assumptions that influence the application of accounting policies and the reported amounts of assets, liabilities, income and expenses. In the selection and application of the company's accounting policies, which are described below, the fund management company is required to make judgments and assumptions and use assumptions in measuring items reported in the financial statements. These estimates are based on management's knowledge of current facts and circumstances, and assumptions based on such knowledge and expectations of future events. Actual results may differ from such estimates.

The estimates and underlying assumptions are reviewed on an ongoing basis. Revisions to accounting estimates are recognized in the period in which the estimates are revised if the revision affects only that period or in the period of the revision and future periods as well, if the revision affects both current and future periods.

Management considers credit, liquidity and market risks and assesses the impact on valuation of investments when determining the fair value.

Management uses its judgment in determining the appropriate valuation technique for financial instruments that are not quoted in an active market. Valuation techniques commonly used by market practitioners are applied. Other financial instruments are valued using a discounted cash flow analysis based on the assumptions supported, where possible, by observable market prices or rates.



NDB WEALTH MONEY PLUS FUND

NOTES TO THE FINANCIAL STATEMENTS

Year Ended 31 December 2020

2.4. Summary of Significant Accounting Policies

Accounting policies set out below have been applied consistently to all periods presented in these financial statements.

2.4.1. Financial instruments

(i) Classification and measurement of financial assets and financial liabilities

SLFRS 9 contains three principal classification categories for financial assets: measured at amortised cost, Fair Value through Other Comprehensive Income (FVOCI) and Fair Value through Profit or Loss (FVTPL). The classification of financial assets under SLFRS 9 is generally based on the business model in which a financial asset is managed and its contractual cash flow characteristics.

(ii) Recognition and initial measurement

All financial assets are initially recognized on the date the fund becomes a party to the contractual provisions of the instrument. This includes purchases of financial assets that require delivery of assets within the time frame generally established by regulation or convention in the market place.

(iii) Classification

On initial recognition, a financial asset is classified as measured at: amortised cost or FVOCI. Financial assets are not reclassified subsequent to their initial recognition unless the fund changes its business model for managing financial assets in which case all affected financial assets are reclassified on the first day of the first reporting period following the change in the business model.

A financial asset is measured at amortised cost if it meets both of the following conditions:

- it is held within a business model whose objective is to hold assets to collect contractual cash flows; and
- its contractual terms give rise on specified dates to cash flows that are solely payments of principal and interest on the principal amount outstanding.

The fund's financial assets classified under amortised cost include money market savings deposits, fixed deposits, commercial papers, structured debt and buy and sell back trust certificates.

A debt investment is measured at FVOCI if it meets both of the following conditions:

- it is held within a business model whose objective is achieved by both collecting contractual cash flows and selling financial assets; and
- its contractual terms give rise on specified dates to cash flows that are solely payments of principal and interest on the principal amount outstanding.

(iv) Subsequent measurement and gains and losses

<i>Financial assets at amortised cost</i>	These assets are subsequently measured at amortised cost using the effective interest method. The amortised cost is reduced by impairment losses, if any. Interest income, foreign exchange gains and losses and impairment are recognised in profit or loss. Any gain or loss on derecognition is recognised in profit or loss.
<i>Debt investments at FVOCI</i>	These assets are subsequently measured at fair value. Interest income calculated using the effective interest method, foreign exchange gains and losses and impairment are recognised in profit or loss. The changes in fair value of FVOCI debt instruments are recognised in OCI. On derecognition, gains and losses accumulated in OCI are reclassified to profit or loss.

NDB WEALTH MONEY PLUS FUND

NOTES TO THE FINANCIAL STATEMENTS

Year Ended 31 December 2020

(v) Impairment

The fund recognises loss allowances for expected credit losses (ECLs) on financial assets measured at amortised cost. The fund measures loss allowances at an amount equal to lifetime ECL, except for bank balances for which credit risk (i.e. the risk of default occurring over the expected life of the financial instrument) has not increased significantly since initial recognition which are measured as 12-month ECL.

Lifetime ECLs are the ECLs that result from all possible default events over the expected life of a financial instrument. 12-month ECLs are the portion of ECLs that result from default events that are possible within the 12 months after the reporting date (or a shorter period if the expected life of the instrument is less than 12 months). The maximum period considered when estimating ECLs is the maximum contractual period over which the fund is exposed to credit risk.

Credit-impaired financial assets

At each reporting date, the fund assesses whether financial assets carried at amortised cost are credit-impaired. A financial asset is 'credit-impaired' when one or more events that have a detrimental impact on the estimated future cash flows of the financial asset have occurred.

Evidence that a financial asset is credit-impaired includes the following observable data: –

- Significant financial difficulty of the borrower or issuer;
- A breach of contract such as a default or being more than 90 days past due;
- The restructuring of a loan or advance by the Company on terms that the Company would not consider otherwise;
- It is probable that the borrower will enter bankruptcy or other financial reorganization.

As of the date of the statement of financial position the fund has not observed any of the above thus no impairment provision has been recognized in the financial statements.

All financial assets not classified as measured at amortized cost or FVOCI as described above are measured at FVTPL. However, an entity may make an irrevocable election at initial recognition for particular investment in equity instruments that would otherwise be measured at fair value through profit or loss to present subsequent changes in fair value in other comprehensive income.

Presentation of allowance for ECL in the statement of financial position

Loss allowances for financial assets measured at amortized cost are deducted from the gross carrying amount of the assets.

Write-offs

The gross carrying amount of a financial asset is written off (either partially or in full) to the extent that there is no realistic prospect of recovery.

2.4.2. Financial liabilities – Classification, subsequent measurement and gains and losses

Financial liabilities are classified as measured at amortised cost. Other financial liabilities are subsequently measured at amortised cost using the effective interest method. Any gain or loss on derecognition is also recognised in profit or loss. Financial liabilities measured at amortised cost include accrued expenses and other payables.



NDB WEALTH MONEY PLUS FUND

NOTES TO THE FINANCIAL STATEMENTS

Year Ended 31 December 2020

2.4.3. Derecognition

Financial assets

The fund derecognises a financial asset when the contractual rights to the cash flows from the financial asset expire, or it transfers the rights to receive the contractual cash flows in a transaction in which substantially all of the risks and rewards of ownership of the financial asset are transferred or in which the fund neither transfers nor retains substantially all of the risks and rewards of ownership and it does not retain control of the financial asset.

The fund enters into transactions whereby it transfers assets recognised in its statement of financial position, but retains either all or substantially all of the risks and rewards of the transferred assets. In these cases, the transferred assets are not derecognised.

Financial liabilities

The fund derecognises a financial liability when its contractual obligations are discharged or cancelled, or expire. The fund also derecognises a financial liability when its terms are modified and the cash flows of the modified liability are substantially different, in which case a new financial liability based on the modified terms is recognised at fair value.

On derecognition of a financial liability, the difference between the carrying amount extinguished and the consideration paid is recognised in profit or loss.

2.4.4. Offsetting of Financial Instruments

Financial assets and financial liabilities are offset and the net amount reported in the statement of financial position if, and only if:

- There is a currently enforceable legal right to offset the recognised amounts and
- There is an intention to settle on a net basis, or to realise the assets and settle the liabilities simultaneously.

2.4.5. Cash and Cash Equivalents

Cash and cash equivalents are defined as cash in hand, demand deposits and short term highly liquid investments, readily convertible to known amounts of cash and subject to insignificant risk of changes in values.

2.4.6. Payables and Provisions

Payables are initially recognized at fair value, which is the fair value of the consideration to be paid in the future for goods and service received, whether or not billed to the Trust, and subsequently at amortised cost.

Provisions are recognised when the fund has a present legal or constructive obligation as a result of past events, it is probable that an outflow of resources embodying economic benefits will be required to settle the obligation and a reliable estimate of the amount of the obligation can be made.

2.4.7. Recognition of Income

Income is recognized to the extent that it is probable that the economic benefits will flow to the fund and the revenue can be reliably measured. The following specific criteria must also be met before interest income is recognised.



NDB WEALTH MONEY PLUS FUND

NOTES TO THE FINANCIAL STATEMENTS

Year Ended 31 December 2020

(i) Interest income

For all financial instruments measured at amortized cost, interest income is recorded using the effective interest rate (EIR), which is the rate that exactly discounts the estimated future cash payments or receipts through the expected life of the financial instrument or a shorter period, where appropriate, to the net carrying amount of the financial asset.

2.4.8. Unitholders' Funds and Net Assets Attributable to Unitholders

Unitholders' Funds has been calculated as the difference between the carrying amounts of the assets and the carrying amounts of the liabilities, other than those due to unitholders, as at the date of the statement of financial position.

Units can be issued and redeemed based on the fund's net asset value per unit, calculated by dividing the net assets of the fund calculated in accordance with the valuation guidelines issued by the Unit trust Association of Sri Lanka and directive issued by the Securities and Exchange Commission of Sri Lanka, by the number of units in issue.

2.5. TAXATION

Unit Trusts that conduct eligible investment business are treated as pass through vehicles and tax will be payable by unitholders in accordance with the new Inland Revenue Act No. 24 of 2017.



NDB WEALTH MONEY PLUS FUND

NOTES TO THE FINANCIAL STATEMENTS

For the Year Ended 31 December 2020

3. INTEREST INCOME

	2020 Rs.	2019 Rs.
Interest on Commercial Papers	606,414,598	444,847,251
Interest on Fixed Deposits	3,739,124,517	1,963,337,894
Interest on Repurchase Agreements - Long Term	31,523,771	-
Interest on Repurchase Agreements - Short Term	57,159,156	-
Interest Income on Structured Debt	262,336,325	178,012,945
Interest on Buy and Sell Back Trust Certificates	4,941,511	10,886,189
Interest Income From Money Market Savings Account	313,179,272	155,391,683
Interest on Treasury Bills	32,564,500	-
Interest Income From Cash & Cash Equivalents	-	1,620
	<u>5,047,243,650</u>	<u>2,752,477,583</u>

4. EXPENSES

	2020 Rs.	2019 Rs.
Management Fee	356,421,330	152,948,664
Trustee Fee	65,142,852	30,806,201
Custodian Charges	129,747	137,161
Auditor's Remuneration	492,075	492,075
Tax Consultancy Fee	42,770	101,811
Bank Charges	1,871,763	1,030,853
	<u>424,100,537</u>	<u>185,516,765</u>

5. INCOME TAX

	2020 Rs.	2019 Rs.
Income Tax Expense / (Reversal)	-	(9,277,245)
Income Tax Expense / (Reversal) for the year	-	(9,277,245)

5.1. The fund has calculated the income tax liability up to 31 March 2018 in accordance with the previous Inland Revenue Act No. 10 of 2006 following the enactment of the new Inland Revenue Act No. 24 of 2017 effective from 1 April 2018, the fund is deemed as conducting an eligible investment business and is treated as a tax pass through vehicle.



NDB WEALTH MONEY PLUS FUND

NOTES FOR THE FINANCIAL STATEMENTS

For the Year Ended 31 December 2020

6. CASH AND CASH EQUIVALENTS Components of Cash and Cash Equivalents

6.1. Favourable Cash & Cash Equivalents Balance

	2020 Rs.	2019 Rs.
Hatton National Bank PLC	11,931,050	292,260
	<u>11,931,050</u>	<u>292,260</u>

7. FINANCIAL ASSETS MEASURED AT AMORTISED COST

	2020 Rs.	2019 Rs.
Fixed Deposits (Note 7.1)	65,731,881,203	25,358,689,067
Commercial Papers (Note 7.2)	3,689,970,263	4,644,963,944
Money Market savings Accounts (Note 7.3)	2,051,064,977	779,721,522
Structured Debt (Note 7.4)	630,195,910	2,500,382,988
Buy and Sell Back Trust Certificates (Note 7.5)	-	214,926,791
Treasury Bills (Note 7.6)	2,394,755,500	-
Repurchase Agreements (Note 7.7)	5,528,438,072	-
	<u>80,026,305,925</u>	<u>33,498,684,312</u>

7.1. Fixed deposits Company

	2020		2019	
	Amortised Cost Rs.	As a % of net asset value	Amortised cost Rs.	As a % of net asset value
AMW Capital Leasing & Finance PLC	290,062,905	0.36%	217,940,136	0.65%
Bank of Ceylon	4,058,686,301	5.07%	545,520,616	1.63%
Cargills Bank Limited	2,804,392,258	8.38%	-	0.00%
Central Finance PLC	2,180,963,590	2.73%	2,341,271,051	6.99%
Citizens Development Business Finance PLC	2,262,965,807	2.83%	206,798,995	0.62%
Commercial Leasing and Finance PLC	2,860,282,994	3.58%	1,619,295,253	4.84%
DFCC Bank PLC	5,988,850,094	7.49%	3,203,597,162	9.57%
HNB Finance Ltd.	2,892,206,385	3.62%	636,679,606	1.90%
Hatton National Bank PLC	1,016,397,260	1.27%	1,106,920,548	3.31%
LB Finance PLC	2,426,181,842	3.03%	1,878,572,776	5.61%
Mercantile Investment and Finance PLC	650,454,738	0.81%	494,490,851	1.48%
National Development Bank PLC	5,231,554,622	6.54%	1,293,811,337	3.86%
National Savings Bank	7,598,667,585	9.50%	2,183,621,484	6.52%
Peoples Bank	12,280,964,790	15.35%	2,323,897,479	6.94%
People's Leasing & Finance PLC	4,637,555,304	5.80%	3,848,464,359	11.49%
Richard Pieris Finance Limited	434,835,655	0.54%	440,878,685	1.32%
Sampath Bank PLC	3,156,018,985	3.95%	504,424,658	1.51%
Sanasa Development Bank PLC	207,776,381	0.26%	404,997,260	1.21%
Singer Finance (Lanka) PLC	211,532,356	0.63%	-	0.00%
Siyapatha Finance PLC	1,764,735,267	2.21%	471,675,408	1.41%
Union Bank PLC	638,649,052	0.80%	626,515,411	1.87%
Vallibel Finance PLC	1,122,667,576	1.40%	1,009,315,990	3.01%
Commercial Bank of Ceylon PLC	1,015,479,452	1.27%	-	0.00%
	<u>65,731,881,203</u>	<u>87.42%</u>	<u>25,358,689,067</u>	<u>75.74%</u>

7.2. Commercial Papers

Company	2020		2019	
	Amortised cost Rs.	As a % of net asset value	Amortised cost Rs.	As a % of net asset value
Lanka ORIX Leasing Company PLC	3,689,970,263	4.61%	4,644,963,944	13.87%
	<u>3,689,970,263</u>	<u>4.61%</u>	<u>4,644,963,944</u>	<u>13.87%</u>



NDB WEALTH MONEY PLUS FUND

NOTES FOR THE FINANCIAL STATEMENTS

For the Year Ended 31 December 2020

7.3. Money Market Savings Accounts

Company	2020		2019	
	Amortised cost Rs.	As a % of net asset value	Amortised cost Rs.	As a % of net asset value
Hatton National Bank PLC	1,342,259,852	1.68%	277,771,558	0.83%
Union Bank PLC	106,041,702	0.13%	310,197,832	0.93%
Merchant Bank	194,508,504	0.24%	191,752,133	0.57%
Sampath Bank PLC	29,855	0.00%	-	0.00%
Sanasa Development Bank PLC	257,731,583	0.32%	-	0.00%
Habib Bank Limited	150,493,481	0.19%	-	0.00%
	<u>2,051,064,977</u>	<u>2.56%</u>	<u>779,721,522</u>	<u>2.33%</u>

7.4. Structured Debt

Company	2020		2019	
	Amortised cost Rs.	As a % of net asset value	Amortised cost Rs.	As a % of net asset value
Merchant Bank of Sri Lanka & Finance PLC	-	0.00%	11,708,713	0.03%
Singer Finance PLC	404,247,418	0.51%	-	0.00%
Citizens Development Business Finance PLC	-	0.00%	62,408,711	0.19%
Lanka Orix Leasing Company	166,823,014	0.21%	-	0.00%
Commercial Leasing & Finance Plc	-	0.00%	1,525,373,475	4.56%
Mercantile Investments & Finance PLC	43,432,478	0.05%	198,478,260	0.59%
Alliance Finance Company PLC	-	0.00%	702,413,829	2.10%
Richard Pieris Finance Ltd	15,693,000	0.02%	-	0.00%
	<u>630,195,910</u>	<u>0.79%</u>	<u>2,500,382,988</u>	<u>7.47%</u>

7.5. Buy and Sell Back Trust Certificates

Company	2020		2019	
	Amortised cost Rs.	As a % of net asset value	Amortised cost Rs.	As a % of net asset value
Sanasa Development Bank PLC	-	0.00%	214,926,791	0.64%
	<u>-</u>	<u>0.00%</u>	<u>214,926,791</u>	<u>0.64%</u>

7.6. Treasury Bills

Company	2020		2019	
	Amortised cost Rs.	As a % of net asset value	Amortised cost Rs.	As a % of net asset value
Wealth Trust Securities Ltd	954,041,000	1.19%	-	-
Acuity Partners Pvt Ltd	477,020,500	0.60%	-	-
Capital Alliance Limited	963,694,000	1.20%	-	-
	<u>2,394,755,500</u>	<u>2.99%</u>	<u>-</u>	<u>-</u>

7.7. Repurchase Agreements Repurchase Agreements - Long Term

Company	2020		2019	
	Amortised cost Rs.	As a % of net asset value	Amortised cost Rs.	As a % of net asset value
First Capital Treasuries PLC	2,004,536,390	2.51%	-	-
Commercial Bank PLC	2,502,260,274	3.13%	-	-
Wealthtrust Sec Ltd	1,021,641,407	1.28%	-	-
	<u>5,528,438,072</u>	<u>6.91%</u>	<u>-</u>	<u>-</u>

8. TAX PAYABLE/(RECOVERABLE)

	2020 Rs.	2019 Rs.
Balance as at 01 January	-	9,277,245
Less:		
Reversal of over provision of prior year 2018	-	(9,277,245)
Balance as at 31 December	<u>-</u>	<u>-</u>



NDB WEALTH MONEY PLUS FUND

NOTES FOR THE FINANCIAL STATEMENTS

For the Year Ended 31 December 2020

9. ACCRUED EXPENSES

	2020 Rs.	2019 Rs.
Management Fee	46,672,602	18,675,145
Trustee Fee	8,530,316	3,413,242
Auditor's Remuneration	492,075	492,075
Custodian Fee	10,977	11,007
Tax Consultancy Fee	85,541	42,770
Payable on Redemption - Collection Account	1,026	1,026
	<u>55,792,536</u>	<u>22,635,265</u>

10. NET ASSETS ATTRIBUTABLE TO UNITHOLDERS

The movement in the number of units and net assets attributable to unitholders during the period is as follows:

	2020 Units	2019 Units	2020 Rs.	2019 Rs.
Opening capital balance	1,562,795,802	797,741,356	33,481,505,608	15,287,204,655
Units issued during the period	6,151,372,303	2,907,175,219	139,977,340,517	59,237,952,460
Units redeemed during the period	(4,303,448,027)	(2,142,120,774)	(98,097,498,028)	(43,619,889,571)
Increase in net assets attributable to unit holders	-	-	4,623,143,113	2,576,238,063
Closing balance	<u>3,410,720,078</u>	<u>1,562,795,802</u>	<u>79,984,491,211</u>	<u>33,481,505,608</u>

The creation price was at Rs. 23.45 per unit (2019 - Rs. 21.42) and the redemption price was at Rs. 23.45 per unit (2019 - Rs. 21.42) as at 31 December 2020.

11. DISTRIBUTIONS FOR THE PERIOD

There were no distributions for the year ended 31 December 2020.

12. CONTINGENCIES

There were no material contingencies existing at the reporting date that require adjustments to or disclosures in the financial statements.

13. EVENTS AFTER THE REPORTING DATE

There have been no material events occurring after the reporting date that require adjustments to or disclosures in the financial statements.

14. IMPACT OF COVID-19

The COVID-19 outbreak has developed rapidly in 2020, with a significant number of infections. Measures taken by the government to contain the virus have affected economic activity. The fund has taken a number of measures to monitor and prevent the effects of the COVID-19 virus such safety and health measures (like social distancing and working from home) and securing the collection of funds that are essential to our business operation. At this stage, the impact on our business and results is limited. Fund will continue to follow the various national institutes policies and advice and in parallel will do utmost to continue its operations in the best and safest way possible without jeopardizing the health of its customers.

Even at this moment no uncertainty about the fund's ability to continue as a going concern is identified. In addition, we have taken several steps to further strengthen our financial position and balance sheet, and maintain financial liquidity and flexibility.



NDB WEALTH MONEY PLUS FUND

NOTES FOR THE FINANCIAL STATEMENTS

For the Year Ended 31 December 2020

15. CAPITAL COMMITMENTS

There were no capital commitments at the reporting date.

16. RELATED PARTY TRANSACTIONS

The following have been identified as related parties to NDB Wealth Money Plus Fund in accordance with LKAS 24 for the reasons stated below.

The fund management company NDB Wealth Management Ltd. is a subsidiary of NDB Capital Holdings PLC. The Company's ultimate parent entity and controlling party is National Development Bank PLC, which is incorporated and domiciled in Sri Lanka.

Mr. D.S.P. Wickramanayake, Mr. Bernard Sinniah, Mr. Shankananda Abeywardene, Mr. Sanjaya Perera and Mr. Dimantha Senevirathne are directors of the NDB Wealth Management Ltd.

Unit purchased and sold by the related parties during the year and the unit holding by related parties are as follows:

Related party	Creations		Redemptions		Closing balance 31.12.2020	
	Units	Transaction value Rs.	Units	Transaction value Rs.	Units	Value Rs.
Mr. Sanjaya Perera	729,299	16,600,000	721,175	16,570,000	8,124	190,515
Mr. Dimantha Senevirathne	744,437	17,000,000	128,970	3,000,000	619,649	14,531,315
Other key managerial personnel of NDB Wealth Management Limited	710,137	16,000,000	13,066,446	290,434,078	149,978	3,517,113
NDB Wealth Management Ltd	36,031,761	824,723,117	37,897,749	877,750,000	10,610,480	248,825,298
NDB Capital Holdings Ltd	47,977,925	1,095,909,000	28,744,535	660,662,000	25,041,333	587,241,786
NDB Investment Bank Ltd	8,459,098	194,300,000	31,340,313	728,600,000	3,441,144	80,697,930

Details of fund management fees, custodian fee and trustee fees paid/ payable are as follows:

Name of the Related Party	Nature of Interest	Particulars of financial dealings	Transaction value Rs.	Outstanding value Rs.
NDB Wealth Management Limited	Fund Management Company	Management fee	356,421,330	46,672,602
Hatton National Bank PLC	Trustee	Trustee fees Custodian fees	65,142,852 129,747	8,530,316 10,977

Hatton National Bank PLC took over the duties of the trustee.



NDB WEALTH MONEY PLUS FUND

NOTES TO THE FINANCIAL STATEMENTS

For the Year Ended 31 December 2020

16. RELATED PARTY TRANSACTIONS (CONTD...)

The fund maintains a current account with the Trustee, Hatton National Bank through which all settlements of transactions of the fund were made.

	2020 Rs.	2019 Rs.
Bank balance held at Hatton National Bank PLC	11,931,050	292,260
Money Market Savings Account at Hatton National Bank PLC	1,342,259,852	277,771,558
Fixed deposit investment held at National Development Bank PLC	5,231,554,622	1,293,811,337
	<u>6,585,745,524</u>	<u>1,571,875,154</u>

17. FINANCIAL INSTRUMENTS AND RISK MANAGEMENT

(a) Financial Instruments

The Fund's principal financial assets comprise investments in fixed income securities and cash at bank. The main purpose of these financial instruments is to generate a return on the investment made by unitholders. The fund also has other financial instruments such as receivables and payables which arise directly from its operations.

In accordance with SLFRS 09 Financial Instruments: Recognition and Measurement. These securities are classified as 'Financial instruments at amortised cost'. Payables are designated as 'Financial liabilities' at amortised cost.

(b) Financial Risk Management Objectives, Policies and Processes

Risks arising from holding financial instruments are inherent in the Fund's activities, and are managed through a process of ongoing identification, measurement and monitoring. The fund is exposed to credit risk, market risk, and liquidity risk.

Financial instruments of the fund comprise investments in securities for the purpose of generating a return on the investment made by unitholders, in addition to cash at bank and other financial instruments such as receivables and payables, which arise directly from its operations.

(c) Credit Risk

Credit risk is the risk that the counterparty to the financial instrument will fail to discharge an obligation and cause the Fund to incur a financial loss.

Risk Concentration of Credit Risk Exposure

Concentration of credit risk is managed by counterparty and by market sector. The fund is also subject to credit risk on its bank balance and receivables. The credit risk exposure on these instruments is not deemed to be significant.

The fund's exposure to credit risk from its financial assets arises from default of the counterparty, with the current exposure equal to the amortised cost of these instruments as detailed below. It's the fund's policy to enter into financial instruments with reputable counterparties.

The fund's exposure to credit risk can be analysed as follows;

Credit Rating of Counterparties	2020 Rs.	2019 Rs.
AAA	15,521,861,157	-
AA+	19,725,710,589	5,053,039,580
AA-	6,048,255,225	8,437,037,695
A+	21,188,317,852	4,331,259,178
A	8,481,811,537	8,426,312,277
A-	2,876,710,498	2,361,956,897
BBB+	2,262,965,807	928,026,526
BBB	2,483,138,104	1,946,029,232
BBB-	1,449,458,086	2,015,306,987
BB	-	-
	<u>80,038,228,855</u>	<u>33,498,968,372</u>



NDB WEALTH MONEY PLUS FUND

NOTES TO THE FINANCIAL STATEMENTS

For the Year Ended 31 December 2020

(d) Market Risk

Market risk represents the risk that the value of the Fund's investments portfolios will fluctuate as a result of changes in market prices.

This risk is managed by ensuring that all investment activities are undertaken in accordance with established mandate limits and investments strategies. As such, Unit holders can manage this risk through their choices of which investment portfolios to participate in.

(e) Interest Rate Risk

Interest rate risk is the risk that the value of a financial instrument will fluctuate as a result of changes in market interest rates.

The Fund's exposure to interest rate risk primarily arises from changes in interest rates applicable to the loans and receivables and balance held at the bank.

The following table demonstrates the sensitivity of the statement of comprehensive income to reasonably possible changes in interest rates, with all other variables held constant.

	Increase / (decrease) in basis points	Effect on the profit for the year 2020 LKR	Effect on the profit for the year 2019 LKR
LKR	+ 0.25%	193,468,064	79,508,253
LKR	- 0.25%	(193,468,064)	-79,508,253

(f) Liquidity Risk

Liquidity risk is the risk that the Fund will encounter difficulty in raising funds to meet its obligation to pay Unitholders. Due to the nature of a unit trust, it is unlikely that a significant number of unit holders would exit at the same time. However to control liquidity risk, the Fund invests in financial instruments, which under normal market conditions are readily convertible to cash. In addition, the Fund invests within established limits to ensure there is no concentration of risk.

The fund's maximum exposure to liquidity risk can be analyzed as follows:

	2020 Rs.	2019 Rs.
Fixed income securities		
Short term (less than 1year)	80,026,305,925	33,498,684,310



NDB WEALTH MONEY PLUS FUND

For the year ended 31 December 2020

	NAV as per Valuation as at 31.12.2020	79,984,456,354
Add:	Audit fee payable - Over provision adjustment	49,656
	Management Fee, Trustee Fee & Custodian Fee	70
	Difference in HNB Money Market Interest due to Sweep Adj.	(1,463)
	Tax Consultant Fee - under provision adjustment	2,010
Less:	<i>Adjustments to the Financial Statements</i>	
	Bank charges recognised to financial statements	(15,416)
	NAV as per Financial Statements	<u>79,984,491,211</u>
	(Net Assets attributable to Unit holders)	

