

NDB Wealth Growth and Income Fund

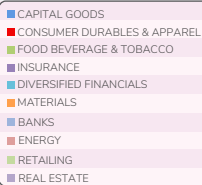
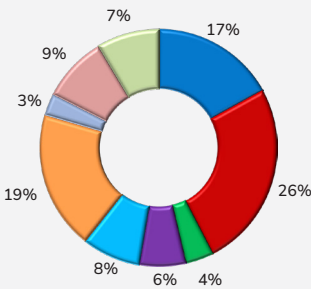
Fund Overview

Type : Open Ended | **Investments:** Listed Equities and Corporate Debt
Currency: LKR

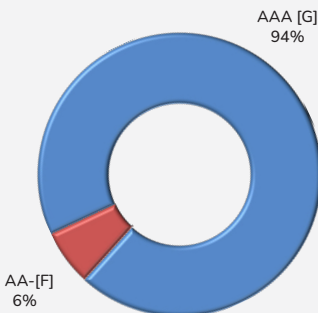
NDB Wealth Growth and Income Fund is an open-ended balanced fund incorporated in Sri Lanka, invested in a combination of listed shares in the Colombo Stock Exchange and LKR based corporate debt instruments and government securities. The Fund aims to achieve income on a medium to long term basis by investing in a diversified portfolio of stocks of stable companies with a proven track record.

Portfolio Allocation

By Sector(Within Equity Allocation)



By Credit Rating
(Within Fixed Income Allocation)



F - FITCH
L - LRA
G - GOSL

Historical Returns

Period	Fund Returns	ASPI Returns
Year to Date	39.21%	31.69%
Last Month	3.56%	6.90%
Last 3 Months	21.05%	24.58%
Last 6 Months	34.40%	27.42%
Last 12 Months	79.75%	93.18%
Year 2024	42.22%	49.66%
Year 2023	33.34%	25.50%

* After fees, excluding front end and back end loads.

** AUM before expense allowance adjustment.

Fund Snapshot

31-Aug-25

YTD Yield	39.21%
NAV per unit	108.98
AUM (LKR Mn.)**	1,360.24
Fund Currency	LKR
Fund Inception	1-Dec-97
Expense Ratio	2.67%
Max Equity Allocation	97.00%
Current Equity Allocation	82.97%
Fund Leverage	0.00%

Top 5 Portfolio Holdings (In Alphabetical Order)

ACCESS ENG LTD
CEYLON COLD STORES PLC
HATTON NATIONAL BANK PLC
OVERSEAS REALTY (CEYLON) PLC
SINGER SRI LANKA PLC

Fixed Income Allocation

Minimum Fixed Income Allocation	3.00%
Current Fixed Income Allocation	17.03%
Average Duration	0.08
Maturity	% Holding
Under 1 Yr	94.27%
1 Yrs - 5 Yrs	5.73%

Other Features

Valuation	Daily Valuation Instruments less than one year – cost plus accrued basis, Instruments greater than one year – marked to market
Investment/Withdrawal	Any Time A notice period of 07 working days may be required prior to large redemptions. However, the time period can be discussed with potential investors prior to the investment.
Exposure Restrictions	Maximum exposure restrictions to listed equity 15% of NAV; maximum exposure restrictions on fixed income investments depend on the features of each security, (Ex: Rated, Guaranteed, etc.), and are regulated by the Trustee and the SEC
Fee Details	Management Fee : 1.5% p.a. of NAV / Trustee fee : 0.11-0.15% p.a. of NAV, depending on fund size Custody Fee : Rs.10,000 per Month.
Fund Manager	NDB Wealth Management Ltd.
Trustee & Custodian	Hatton National Bank PLC

Disclaimer

Past performance is not a guide to future performance. The value of any investment and the income from it can fall as a result of market and currency fluctuations and investors could get back less than the amount originally invested. This report does not constitute a financial promotion, a recommendation or an offer to sell or a solicitation to buy units in the fund. See Key Investor Information Document (KIID) for important information.